Skills to Pay the Bills

How education and skills relate to employment outcomes

People with less education and fewer skills face higher rates of unemployment.

FIGURE 1: UNEMPLOYMENT RATE, BY EDUCATIONAL ATTAINMENT

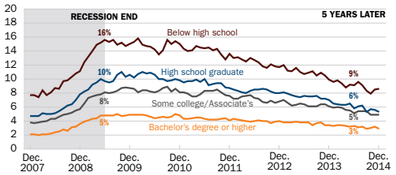

How did employment change in the recent recession?

Workers with a high school degree or less bear the brunt of recession job losses.

FIGURE 2: CHANGES IN EMPLOYMENT, BY EDUCATIONAL ATTAINMENT

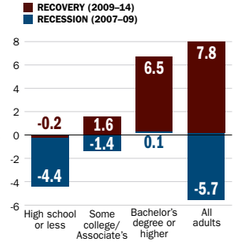

Skills play a major role

Among those with only a high school degree, those with higher literacy skills are more likely to be employed.

FIGURE 3: PERCENT EMPLOYED, BY PIAAC LITERACY PROFICIENCY LEVELS

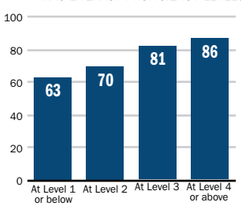

Salary and job tenure correlate with reading, math, and computer skills

The use of reading, math, and computer skills at work is associated with earning more and having more years of paid work.

FIGURE 4: INDEX OF READING SKILL USE AT WORK, BY INCOME

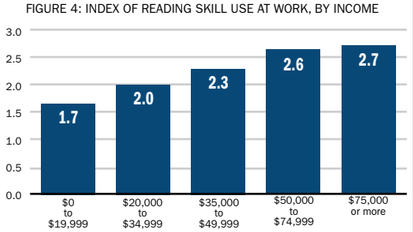

PIAAC can help inform policies that will help the U.S. workforce gain the skills they need to be globally competitive.

SOURCES: Figure 1: U.S. Bureau of Labor Statistics. *The Economics Daily*, "Unemployment rates by educational attainment in August 2015." Figure 2: U.S. Bureau of Labor Statistics, *Employment Level, 25 years and over—December 2007, December 2009, and December 2014*, retrieved from FRED, Federal Reserve Bank of St. Louis, March 1, 2016. Figure 3 and figure 4: National Center for Education Statistics, Program for the International Assessment of Adult Competencies (PIAAC), 2012/2014.

AIR® AMERICAN INSTITUTES FOR RESEARCH® | PIAACGATEWAY.COM

Skills to Pay the Bills

How education and skills relate to employment outcomes

People with less education and fewer skills face higher rates of unemployment.

FIGURE 1: UNEMPLOYMENT RATE, BY EDUCATIONAL ATTAINMENT

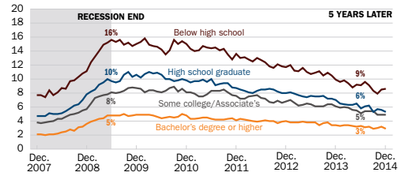

How did employment change in the recent recession?

Workers with a high school degree or less bear the brunt of recession job losses.

FIGURE 2: CHANGES IN EMPLOYMENT, BY EDUCATIONAL ATTAINMENT

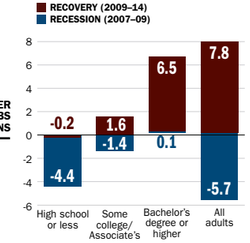

Skills play a major role

Among those with only a high school degree, those with higher literacy skills are more likely to be employed.

FIGURE 3: PERCENT EMPLOYED, BY PIAAC LITERACY PROFICIENCY LEVELS

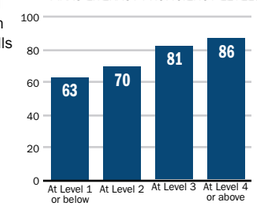

Salary and job tenure correlate with reading, math, and computer skills

The use of reading, math, and computer skills at work is associated with earning more and having more years of paid work.

FIGURE 4: INDEX OF READING SKILL USE AT WORK, BY INCOME

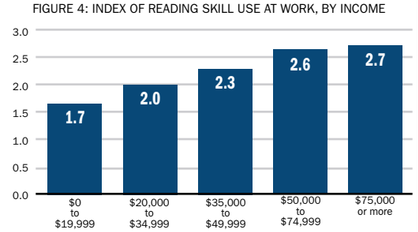

PIAAC can help inform policies that will help the U.S. workforce gain the skills they need to be globally competitive.

SOURCES: Figure 1: U.S. Bureau of Labor Statistics. *The Economics Daily*, "Unemployment rates by educational attainment in August 2015." Figure 2: U.S. Bureau of Labor Statistics, *Employment Level, 25 years and over—December 2007, December 2009, and December 2014*, retrieved from FRED, Federal Reserve Bank of St. Louis, March 1, 2016. Figure 3 and figure 4: National Center for Education Statistics, Program for the International Assessment of Adult Competencies (PIAAC), 2012/2014.

AIR® AMERICAN INSTITUTES FOR RESEARCH® | PIAACGATEWAY.COM

Skills to Pay the Bills

How education and skills relate to employment outcomes

People with less education and fewer skills face higher rates of unemployment.

FIGURE 1: UNEMPLOYMENT RATE, BY EDUCATIONAL ATTAINMENT

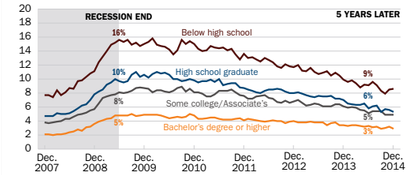

How did employment change in the recent recession?

Workers with a high school degree or less bear the brunt of recession job losses.

FIGURE 2: CHANGES IN EMPLOYMENT, BY EDUCATIONAL ATTAINMENT

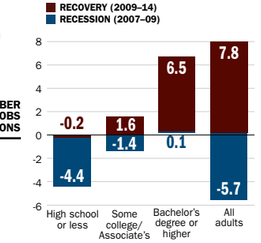

Skills play a major role

Among those with only a high school degree, those with higher literacy skills are more likely to be employed.

FIGURE 3: PERCENT EMPLOYED, BY PIAAC LITERACY PROFICIENCY LEVELS

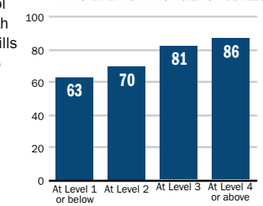

Salary and job tenure correlate with reading, math, and computer skills

The use of reading, math, and computer skills at work is associated with earning more and having more years of paid work.

FIGURE 4: INDEX OF READING SKILL USE AT WORK, BY INCOME

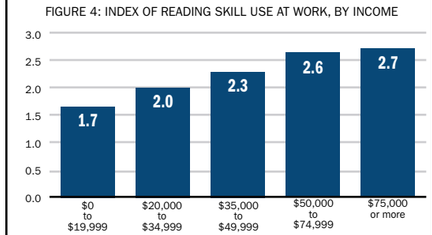

PIAAC can help inform policies that will help the U.S. workforce gain the skills they need to be globally competitive.

SOURCES: Figure 1: U.S. Bureau of Labor Statistics. *The Economics Daily*, "Unemployment rates by educational attainment in August 2015." Figure 2: U.S. Bureau of Labor Statistics, *Employment Level, 25 years and over—December 2007, December 2009, and December 2014*, retrieved from FRED, Federal Reserve Bank of St. Louis, March 1, 2016. Figure 3 and figure 4: National Center for Education Statistics, Program for the International Assessment of Adult Competencies (PIAAC), 2012/2014.

AIR® AMERICAN INSTITUTES FOR RESEARCH® | PIAACGATEWAY.COM

Skills to Pay the Bills

How education and skills relate to employment outcomes

People with less education and fewer skills face higher rates of unemployment.

FIGURE 1: UNEMPLOYMENT RATE, BY EDUCATIONAL ATTAINMENT

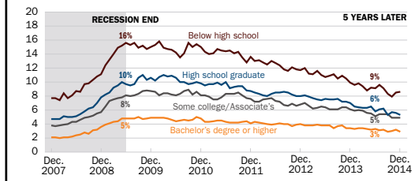

How did employment change in the recent recession?

Workers with a high school degree or less bear the brunt of recession job losses.

FIGURE 2: CHANGES IN EMPLOYMENT, BY EDUCATIONAL ATTAINMENT

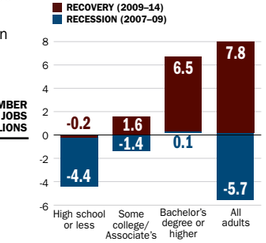

Skills play a major role

Among those with only a high school degree, those with higher literacy skills are more likely to be employed.

FIGURE 3: PERCENT EMPLOYED, BY PIAAC LITERACY PROFICIENCY LEVELS

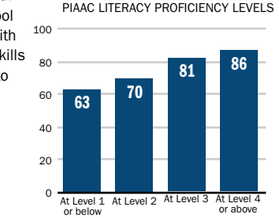

Salary and job tenure correlate with reading, math, and computer skills

The use of reading, math, and computer skills at work is associated with earning more and having more years of paid work.

FIGURE 4: INDEX OF READING SKILL USE AT WORK, BY INCOME

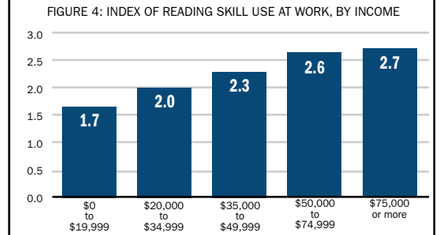

PIAAC can help inform policies that will help the U.S. workforce gain the skills they need to be globally competitive.

SOURCES: Figure 1: U.S. Bureau of Labor Statistics. *The Economics Daily*, "Unemployment rates by educational attainment in August 2015." Figure 2: U.S. Bureau of Labor Statistics, *Employment Level, 25 years and over—December 2007, December 2009, and December 2014*, retrieved from FRED, Federal Reserve Bank of St. Louis, March 1, 2016. Figure 3 and figure 4: National Center for Education Statistics, Program for the International Assessment of Adult Competencies (PIAAC), 2012/2014.

AIR® AMERICAN INSTITUTES FOR RESEARCH® | PIAACGATEWAY.COM

Skills to Pay the Bills

How education and skills relate to employment outcomes

People with less education and fewer skills face higher rates of unemployment.

FIGURE 1: UNEMPLOYMENT RATE, BY EDUCATIONAL ATTAINMENT

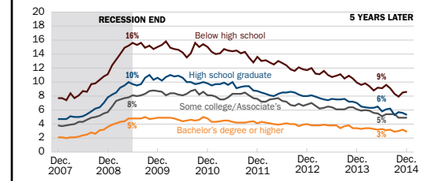

How did employment change in the recent recession?

Workers with a high school degree or less bear the brunt of recession job losses.

FIGURE 2: CHANGES IN EMPLOYMENT, BY EDUCATIONAL ATTAINMENT

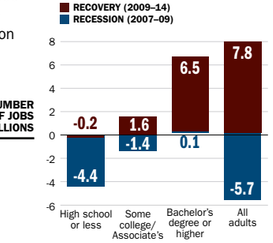

Skills play a major role

Among those with only a high school degree, those with higher literacy skills are more likely to be employed.

FIGURE 3: PERCENT EMPLOYED, BY PIAAC LITERACY PROFICIENCY LEVELS

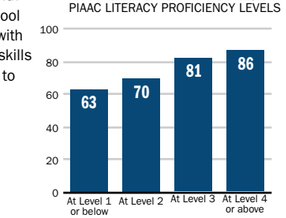

Salary and job tenure correlate with reading, math, and computer skills

The use of reading, math, and computer skills at work is associated with earning more and having more years of paid work.

FIGURE 4: INDEX OF READING SKILL USE AT WORK, BY INCOME

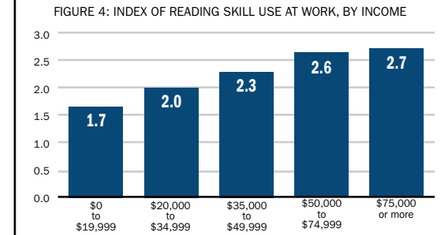

PIAAC can help inform policies that will help the U.S. workforce gain the skills they need to be globally competitive.

SOURCES: Figure 1: U.S. Bureau of Labor Statistics. *The Economics Daily*, "Unemployment rates by educational attainment in August 2015." Figure 2: U.S. Bureau of Labor Statistics, *Employment Level, 25 years and over—December 2007, December 2009, and December 2014*, retrieved from FRED, Federal Reserve Bank of St. Louis, March 1, 2016. Figure 3 and figure 4: National Center for Education Statistics, Program for the International Assessment of Adult Competencies (PIAAC), 2012/2014.

AIR® AMERICAN INSTITUTES FOR RESEARCH® | PIAACGATEWAY.COM