

PIAAC on the Horizon

Stephen Provasnik & Holly Xie

National Center for Education Statistics

PIAAC Research Conference

December 7, 2018

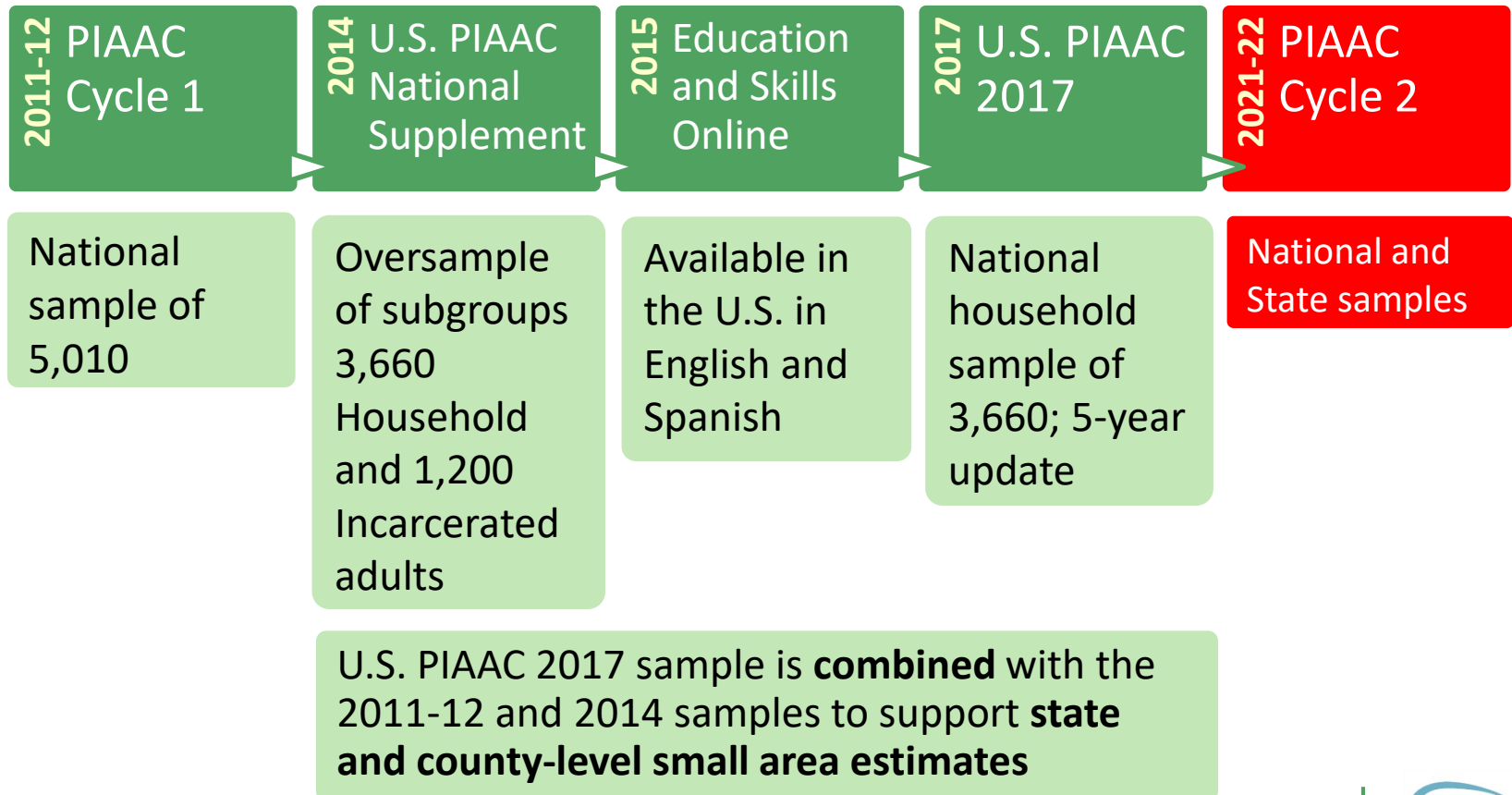
Overview

- PIAAC National Data Collection
- PIAAC Products Since Cycle I (2011-12)
- Upcoming PIAAC 2017 Products
- PIAAC Small Area Estimates (SAE)
- PIAAC Cycle II (2021-22)

U.S. PIAAC 2011-2021

Cycle 1

Cycle 2



PIAAC Products Since 2011

■ PIAAC First Look Reports

- Literacy, Numeracy, and Problem Solving in Technology-Rich Environments Among U.S. Adults: Results from the Program for the International Assessment of Adult Competencies 2012 (2013)
- Skills of U.S. Unemployed, Young and Older Adults in Sharper Focus: Results from the Program for the International Assessment of Adult Competencies (PIAAC) 2012/14 (2016)
- Highlights from the U.S. PIAAC Survey of Incarcerated Adults: Their Skills, Work Experience, Education and Training (2016)

■ Technical/Methodological Reports

- Program for the International Assessment of Adult Competencies (PIAAC) 2012: U.S. Main Study Technical Report (2014)
- U.S. Program for the International Assessment of Adult Competencies (PIAAC) 2012/2014: Main Study and National Supplement Technical Report (2016)
- Analyzing U.S. Young Adults' Skills by Student and Employment Status: Methodology for a New PIAAC Variable with Initial Results (2018)

PIAAC Products Since 2011-12 (cont.)

■ Shorter Publications

- Adult Education Attainment & Assessment Scores: A Cross-National Comparison (2017)
- A Description of U.S. Adults Who Are Not Digitally Literate (2018)
- Literacy and Numeracy Skills of U.S. Men and Women (2018)
- [*Adult Literacy in the United States \(to be released in Spring 2019\)*](#)

■ Data Sets

- 2012 Public and Restricted-use Data Files--Household (2014)
- 2012/14 Public and Restricted-use Data Files--Household (2016)
- 2014 U.S. National Supplement Public and Restricted-use Data Files--Prison (2016)

■ International Data Explorer (IDE)

- Data update (2018)

■ Distance Learning Dataset Training (DLDT)

- Content update (2017)

Upcoming PIAAC 2017 Products



■ Web Report

- PIAAC U.S. national “First Look” web report with 2017 data (Sept. 2019)
 - Focus on trends of the U.S. adult skills



■ Mapping website

- PAAC Small Area Estimation (SAE) Mapping Website (Feb. 2020)
 - Provides modeled estimates of adult skills (literacy and numeracy) at the state and county levels.

Upcoming PIAAC 2017 Products (cont.)

■ Data sets

- 2017 Public and Restricted-use data files (Feb. 2020)
- PIAAC 2012/14/17 Restricted-use data files (Feb. 2020)

■ Technical Reports

- SAE Methodology Report (Dec. 2019)
- PIAAC 2012/14/17 Technical Report (Feb. 2020)

■ International Data Explorer (IDE)

- Data update (Nov. 2019)

PIAAC Small Area Estimation (SAE)

- PIAAC is designed to produce internationally comparable and nationally representative direct estimates of skills with adequate levels of precision for the nation as a whole and for major population subgroups
- NCES is interested in creating proficiency estimates for smaller geographical areas (states and counties) for which the PIAAC sample size is insufficient to produce direct estimates
- To do this, NCES is using SAE which “borrows strength” across related small areas through auxiliary information (mostly ACS data) to produce reliable “indirect” estimates for those small areas

PIAAC SAE Timeline

- Development phase through March 2019
- Production phase through June 2019
- SAE Website release February 2020



Planned Location of the Mapping Tool

IES :: NCES National Center for Education Statistics MENU Go



Program for the International Assessment of Adult Competencies (PIAAC)

IAP HOME PIAAC PUBLICATIONS & PRODUCTS STAFF ASSESSMENTS & SURVEYS CONTACT US

What is PIAAC?

- [U.S. Household Study Data Collection](#)
- [U.S. Prison Study Data Collection](#)
- [What is Unique about PIAAC?](#)

PIAAC Data Explorer

- [Results](#)
- [What does PIAAC measure?](#)
- [How is PIAAC administered?](#)
- [Small Area Estimates](#)

- [Background Questionnaires](#)
- [Cognitive Assessments](#)
- [Data Files](#)

Small Area Estimates

Lorem ipsum dolor sit amet, consectetur adipiscing elit, sed do eiusmod tempor incididunt ut labore et dolore magna aliqua. Ut enim ad minim veniam, quis nostrud exercitation ullamco laboris nisi ut aliquip ex ea commodo consequat. Duis aute irure dolor in reprehenderit in voluptate velit esse cillum dolore eu fugiat nulla pariatur

State and County Indirect Estimates for Literacy and Numeracy Map

Sed ut perspiciatis unde omnis iste natus error sit voluptatem accusantium doloremque laudantium, totam rem aperiam, eaque ipsa quae ab illo inventore veritatis et quasi architecto beatae vitae dicta sunt explicabo. Duis aute irure dolor in reprehenderit in voluptate.

[Go to Map →](#)

[View Report](#)



At vero eos et accusamus et iusto odio dignissimos ducimus qui blanditiis praesentium voluptatum deleniti atque corrupti quos dolores et quas mo-

NEWS & HIGHLIGHTS

- [Statistics in Brief: Literacy and Numeracy Skills of U.S. Men and Women](#) August 2018
- [Methodology Report: New Variable for Analyzing U.S. Young Adults' skills by Student and Employment Status](#) June 2018
- [Statistics in Brief: A Description of U.S. Adults Who Are Not Digitally Literate](#) May 2018
- [Parents and Non-parents by Skills, Employment Status, and Educational Attainment](#) February 2018
- [PIAAC DLDLT Training Module](#) October 2017
- [Statistics in Brief: Adult Education Attainment and Assessment Scores: A Cross-National Comparison](#)



Mapping Tool Landing Page

IES  NCES National Center for Education Statistics



State and County Indirect Estimates for Literacy and Numeracy



Map Filter

Find counties

County State

Static Dynamic

Select Estimates

- Precise
- All
- Moderately Precise
- Imprecise

Lorem Ipsum Dolor 

Literacy Numeracy

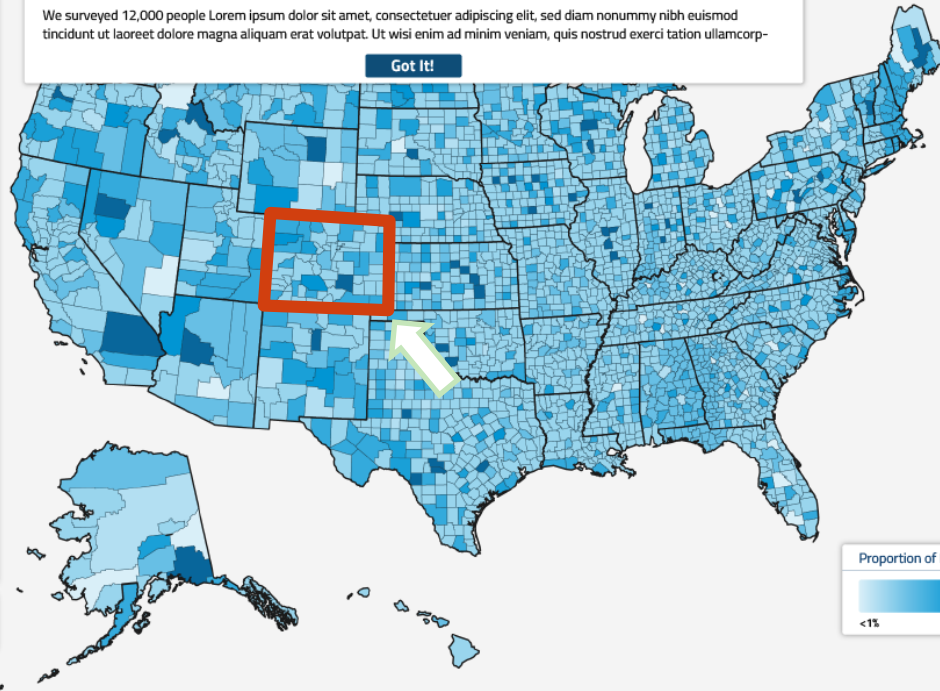
- At or Below Level 1
Lorem ipsum dolor sit amet [More](#) ▾
- Level 2
Lorem ipsum dolor sit amet [More](#) ▾
- At or Above Level 3
Lorem ipsum dolor sit amet [More](#) ▾
- Average
Lorem ipsum dolor sit amet [More](#) ▾


 Compare Counties

Welcome New User

We surveyed 12,000 people Lorem ipsum dolor sit amet, consectetur adipiscing elit, sed diam nonummy nibh euismod tincidunt ut laoreet dolore magna aliquam erat volutpat. Ut wisi enim ad minim veniam, quis nostrud exerci tation ullamcorp-

Got It!



 Close Map

 Download map data

County Summary Information

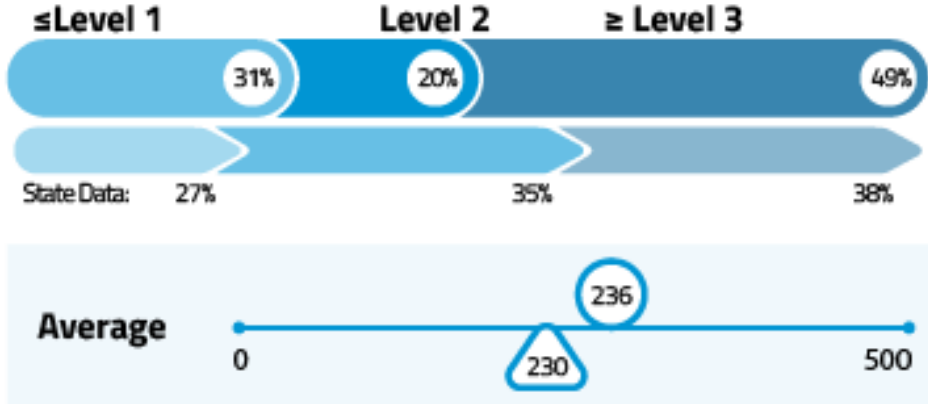
- Location of area
- Estimates for 8 outcomes
 - Proportions
 1. At or below Level 1
 2. At Level 2
 3. At or above Level 3
 - Averages
 - For literacy and numeracy
- Shows state estimates
- Precision indicators provided

Park County

Colorado

Literacy

[Hide State Data ▲](#)



 Literacy:
Above State Average
Precision: Precise

 Numeracy:
Below State Average
Precision: Moderately Precise

County Summary Information

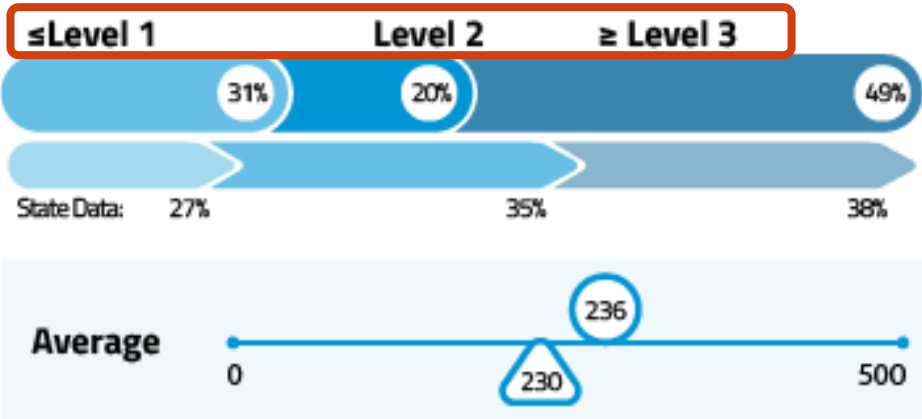
- Location of area
- Estimates for 8 outcomes
 - Proportions
 1. At or below Level 1
 2. In Level 2
 3. At or above Level 3
 - Averages
 - For literacy and numeracy
- Shows state estimates
- Precision indicators provided

Park County

Colorado

Literacy

[Hide State Data](#) ▲




Literacy:
 Above State Average
 Precision: Precise


Numeracy:
 Below State Average
 Precision: Moderately Precise

County Summary Information

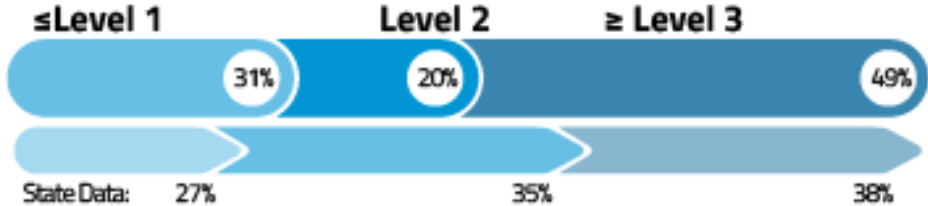
- Location of area
- Estimates for 8 outcomes
 - Proportions
 1. At or below Level 1
 2. In Level 2
 3. At or above Level 3
 - Averages
 - For literacy and numeracy
- Shows state estimates
- Precision indicators provided

Park County

Colorado

Literacy

[Hide State Data ▲](#)



 Literacy:
Above State Average
Precision: Precise

 Numeracy:
Below State Average
Precision: Moderately Precise

County Summary Information

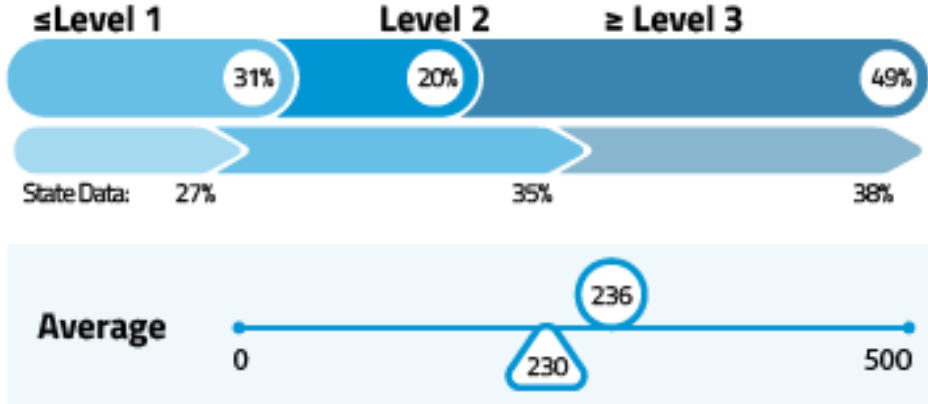
- Location of area
- Estimates for 8 outcomes
 - Proportions
 1. At or below Level 1
 2. In Level 2
 3. At or above Level 3
 - Averages
 - For literacy and numeracy
- Shows state estimates
- Precision indicators provided

Park County

Colorado

Literacy

[Hide State Data ▲](#)



 Literacy:
Above State Average
Precision: Precise

 Numeracy:
Below State Average
Precision: Moderately Precise

County Summary Information

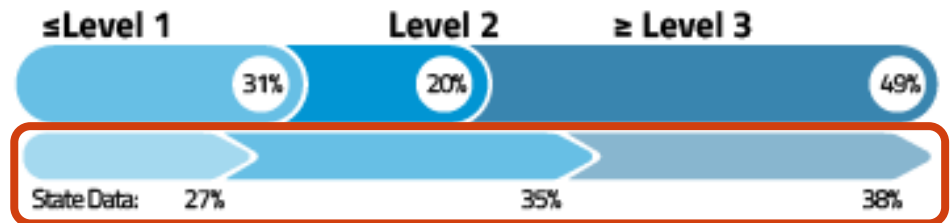
- Location of area
- Estimates for 8 outcomes
 - Proportions
 1. At or below Level 1
 2. In Level 2
 3. At or above Level 3
 - Averages
 - For literacy and numeracy
- Shows state estimates
- Precision indicators provided

Park County

Colorado

Literacy

[Hide State Data ▲](#)



 Literacy:
Above State Average
Precision: Precise

 Numeracy:
Below State Average
Precision: Moderately Precise

County Summary Information

- Location of area
- Estimates for 8 outcomes
 - Proportions
 1. At or below Level 1
 2. In Level 2
 3. At or above Level 3
 - Averages
 - For literacy and numeracy
- Shows state estimates
- Precision indicators provided

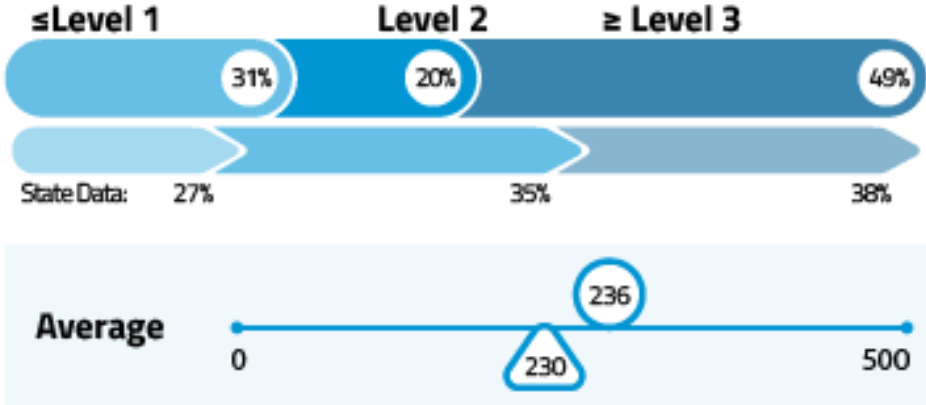


Park County

Colorado

Literacy

[Hide State Data ▲](#)

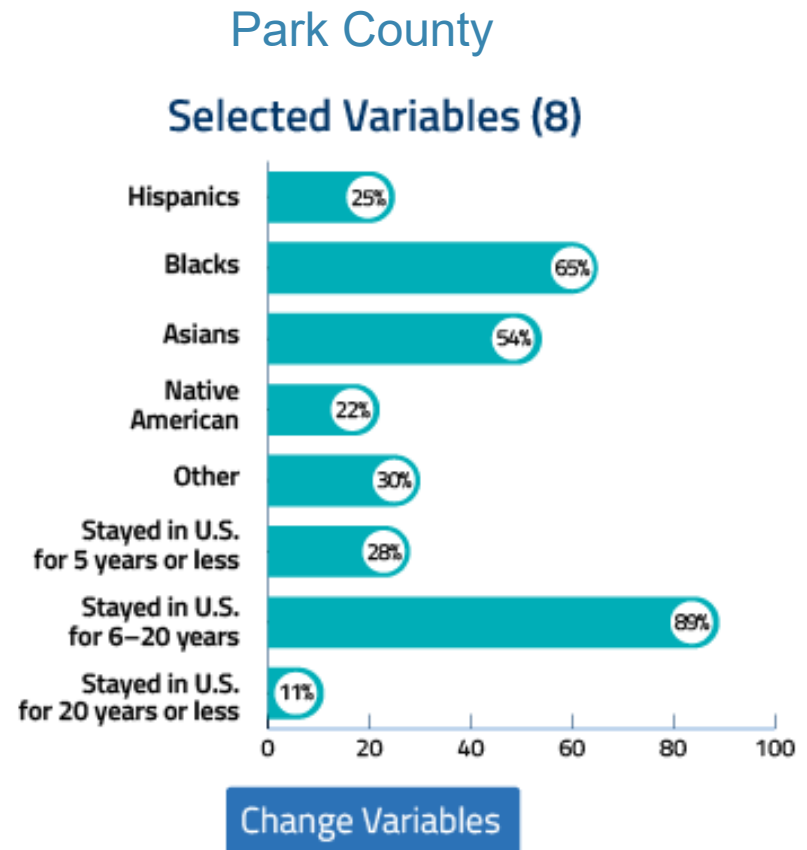


 Literacy:
Above State Average
Precision: Precise

 Numeracy:
Below State Average
Precision: Moderately Precise

County Summary Information (cont.)

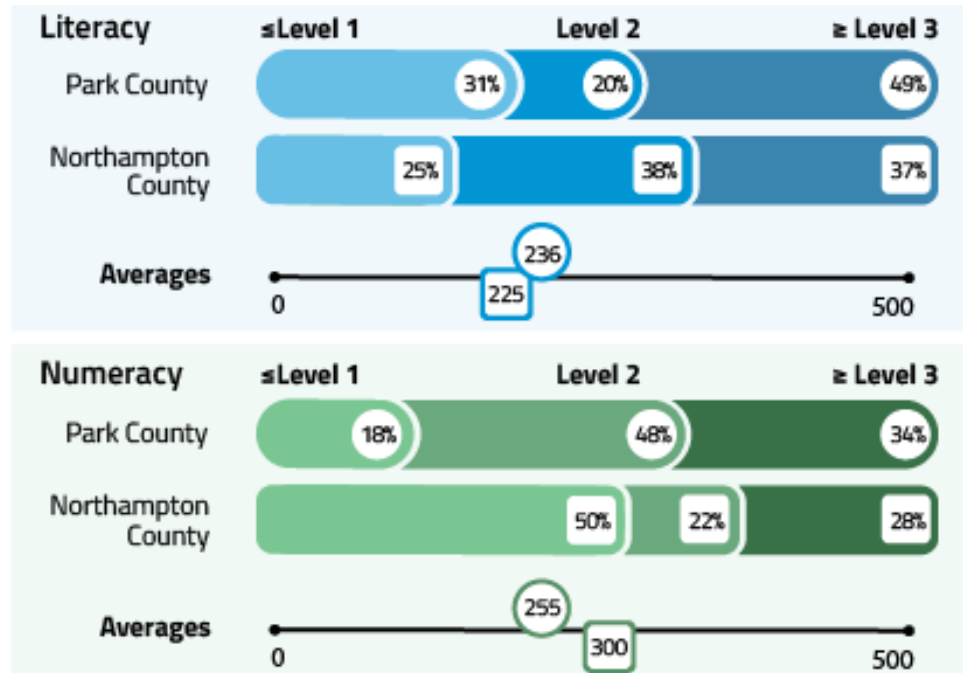
- Show all county estimates in a state
- Text will automatically be generated and appear for results compared to state
- Display estimates from the American Community Survey to help understand the SAE results



Comparing Areas

- Side-by-side display
 - Locations
 - Estimates from 8 outcomes
 - Icon displays
 - Summary of results automatically generated from statistical testing

Park and Northampton County



Summary

Lorem ipsum dolor sit amet, consectetur adipiscing elit, sed diam nonummy nibh euismod tincidunt ut laoreet dolore magna aliquam erat volutpat. Ut wisi enim ad minim veniam, quis nostrud exerci tation ullamcorper suscipit lobortis nisl ut aliquip ex ea commodo consequat. Duis autem vel eum iriure dolor in hendrerit in vulputate velit esse molestie consequat, vel illum dolore eu

Upcoming PIAAC International Cycle II

- 33 countries including the U.S. participating in PIAAC 2021-22.
- Domains: Literacy, Numeracy, Adaptive Problem Solving
- Data Collection
 - Field Trial (Apr. to Jun. 2020)
 - Main Study (Aug. 2021 to Mar. 2022)
- PIAAC 2021-2022 international report release (Fall 2023)
- NCES is promoting state participation in PIAAC Cycle II



For more information on PIAAC

- NCES PIAAC Home Page
<http://nces.ed.gov/surveys/piaac/>
- PIAAC Gateway
<http://piaacgateway.com/>

NCES Contacts

- **Stephen Provasnik**
Stephen.Provasnik@ed.gov
- **Holly Xie**
Holly.Xie@ed.gov